




**Legend**

-  Approximate Boundary of Sha Chau Egretty in 2013
-  Approximate Boundary of Sha Chau Egretty in 2015
-  Stationed Survey Location



Copyright in this document and all necessary rights in the information it contains belong to the AA. It is a condition of the supply of this document, in whatever form, that the recipient shall hold it in confidence and shall not duplicate or otherwise reproduce it in whole or in part, nor disclose its contents without the written consent of the AA.

Rev.	Date	Description	Checked
A	06.July15	FIRST ISSUE	GC
B	23.July15	SECOND ISSUE	GC



20/F Two Landmark East  
Kowloon  
Kowloon Tong, Kowloon  
Hong Kong  
Tel: +852 2222 6100  
Fax: +852 2222 6107  
www.mottmac.com/uk

Boundary of Sha Chau Egretty  
in 2013 and 2015

Consultant's Signatures for Approval		Date
Design		
Checkers		
Design Supervisor		
Authorised Representative		